

Outdoor Recreation Aviano AB Italy

Pond Fishing Fontanafredda

NOTE..... Please Read this Section Before Going Any Further so as Not to have any **Misunderstanding** at Fishing Ponds

The Fishing ponds in Italy are a Business which are there for the sole purpose for the Breeding and Selling of Fish. Public are allowed in to these facilities so as to Purchase Fish by Personally Catching the fish.

The fish in the large ponds are fish which have been transferred from the Breeding Tanks/ Pools when they have reached Legal Size, as per Italian Fishing Laws.

If Your Intent is to Purchase Fish then this is the place to be. These Ponds are **Not CATCH AND RELEASE** as all the fish hooked are of Legal Size and **Have to be Purchased**

If this is **Not Your Intent** then you may have to look at the option of getting an **Italian Fishing Permit** – Please see How and Details for “**Fishing Permit**” the document is located for download on our ODR Home page.

LAGO MANGILLI – Pesca Sportiva (Lake MANGILLI - Sport Fishing)



(View of Fishing Pond)

Hours of Operation

MONDAY – TUESDAY – WEDNESDAY - CLOSED

THURSDAY – 08:00 to 12:00 then 14:00 to 18:00

FRIDAY – Open 08:00 to 12:00 – Close 12:00 to 14:00 – Open 14:00 to 18:00

SATURDAY – 08:00 to 18:00 Open All Day

SUNDAY – 08:00 to 18:00 Open All Day

Phone # – Not Available

SEE NEXT PAGE →

Fishing Pond Rules and Policies

DO NOT CATCH AND RELEASE!!!! *** This is Strictly Prohibited!!!**

- 1) Trout do not handle being caught and they will often swallow the hook, making removal difficult for you and the fish. As a result, most of these fish die and disrupt the ecology of the closed lake system.
- 2) Fish are weighed after you are done fishing and payment is made at the weight-in shed.
- 3) Cost of Fish varies (+ - Euro 3.50 Price is Subject to Change) per Kilogram of fish caught. A Kilogram is about 2.2 Pounds - Most fish average close to a pound.
- 4) Bring Along a pair of Long Nose Pliers to remove the hooks from fish (Not supplied)
- 5) Bait (Known as ESCA) can be purchased on location at + - Euro 2 a Box – This preferred bait is a box of Wood Grubs and there are plenty per Box.
- 6) Additional Hooks and Weights can be purchased on location.

Other Services Available On Site

- 1) BBQ's are available to grill fish caught or bring own meat and charcoal.
- 2) Cleaning/Gutting of fish is done by who catches fish and there is a fish cleaning station for this purpose.
- 3) Fish Cleaning Tools – Like Knives and Fish Scissors are Not Supplied – Need to bring your own.



Fish Cleaning Station Located On Site

- 4) Italian Bar on site for Sodas, Espresso or Cappuccino etc.
- 5) Tables and Benches are available.

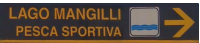
SEE NEXT PAGE →

Photos – Directions – Land Marks

Make use of **Map # 01** and **# 02** – These are the land marks once near the destination point on **Map # 02**



Look for this Sign in “**Via Della Latteria**”
As per **Map # 02** sign will be on the **Left side of Road – Turn Right**

At this sign  you will turn **Right** into this side road 900 ft (Road does not have a Name)



The Road to the Fishing Pond does Not have a Name it is a side road off Via Della Latteria.
As per **Map # 02** you have to turn Right



Near the end of this road you will go under a Bridge and into parking area.

Other Useful Information On Location

In Parking Area next to the Fishing Pond, which is Not part of the Fishing Pond there is a Trattoria/Pizzeria where one can have a very nice Italian Breakfast, Lunch, Dinner or Take Away Pizza - **Phone #** - 0434-920594



TRATTORIA/PIZZERIA “ALLA TROTA”

SEE NEXT PAGE – **DIRECTIONS & ROAD MAPS** →

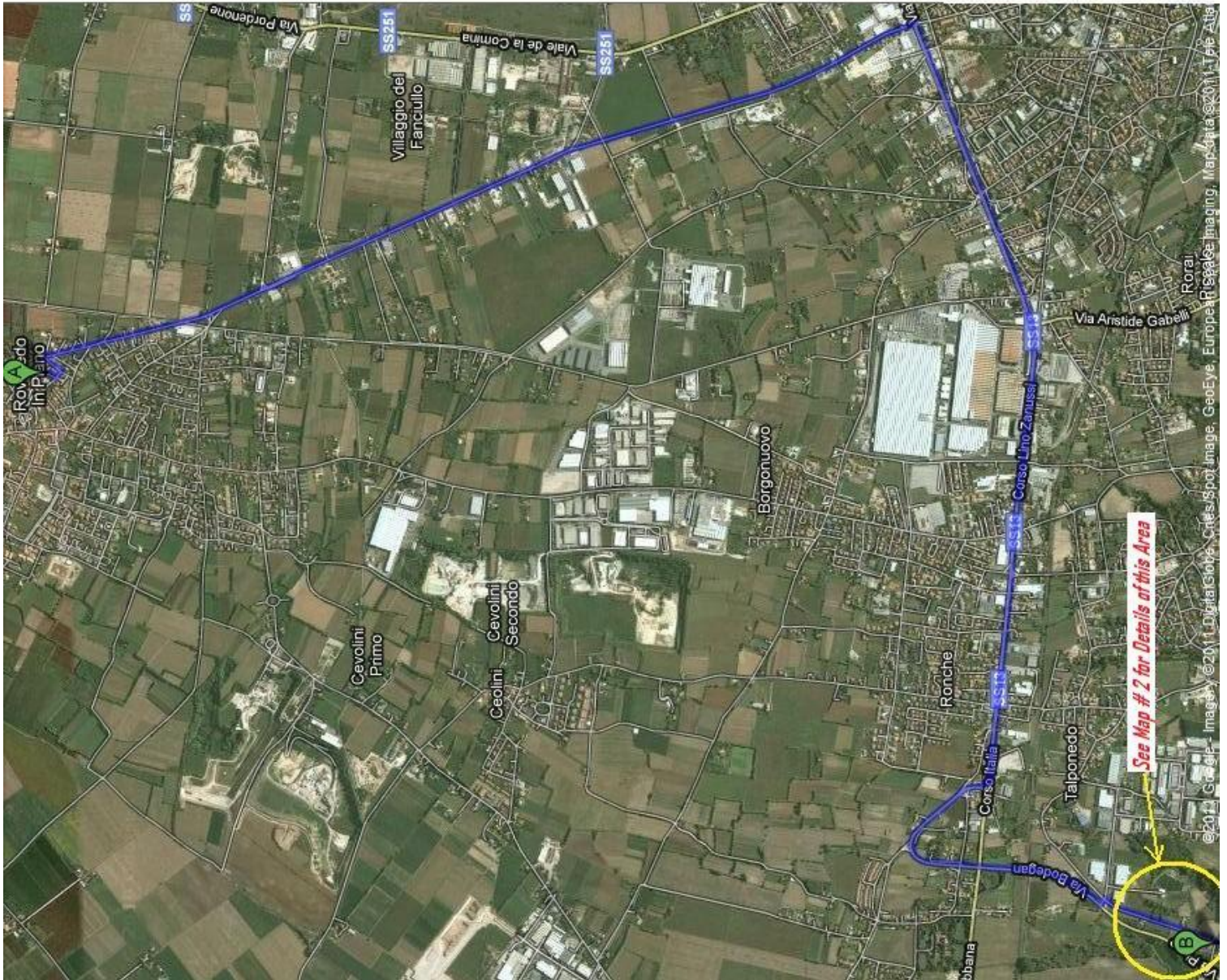
Suggested routes

1. SP7 and SS13 10.4 km	18 mins
2. Via 20 Settembre 8.4 km	18 mins
3. SP64 8.5 km	18 mins

Roveredo in Piano Pordenone
Italy

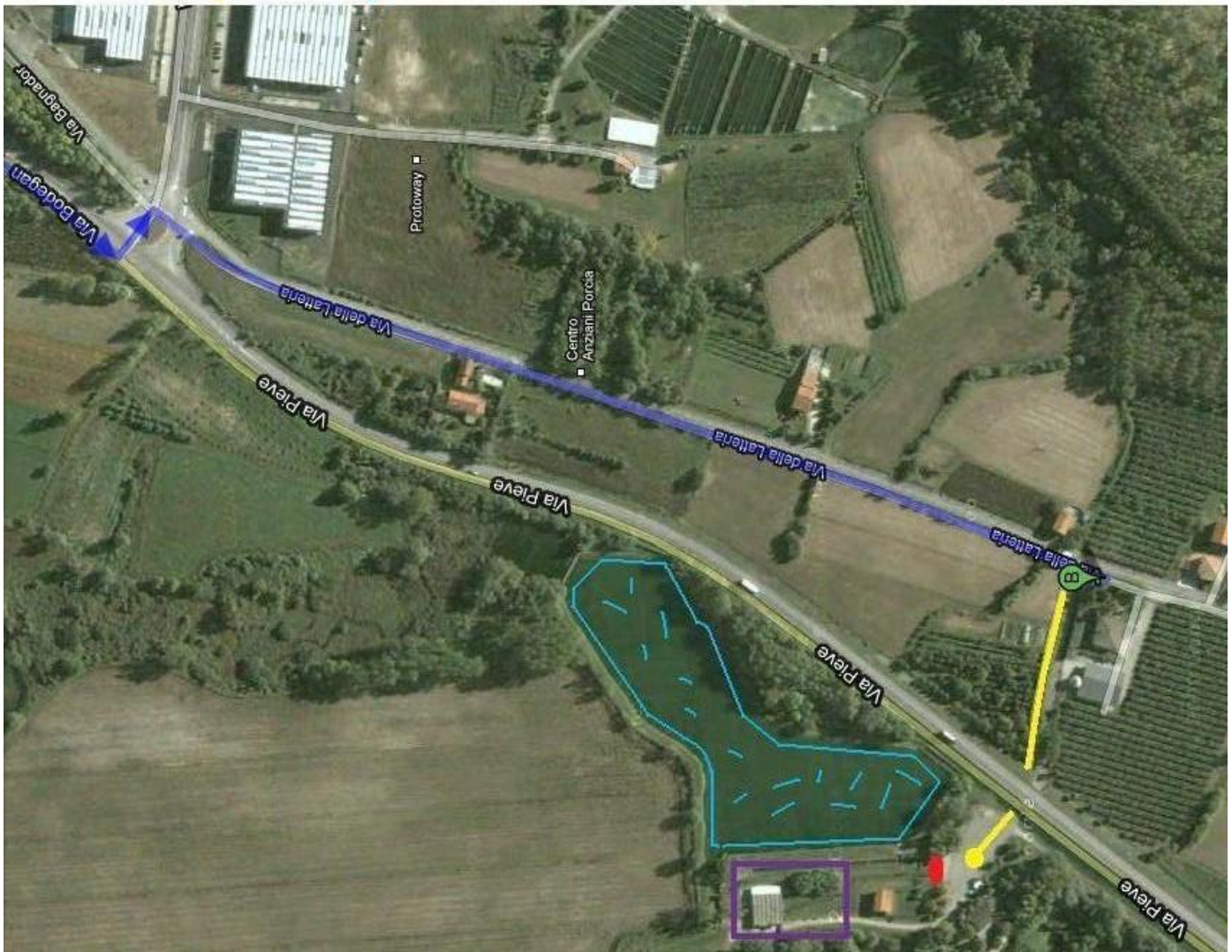
- 1. Head southwest toward Via Giovanni Boccaccio** 40 m
- 2. Turn left at Via Giovanni Boccaccio** 41 m
- 3. Turn left toward Via Pioneri dell'Aria/SP7** 100 m
- 4. Turn right at Via Pioneri dell'Aria/SP7** 2.7 km
- 5. Slight right at Viale d'Aviano** 1.7 km
- 6. Turn right at Viale Venezia/SS13** 3.7 km
- 7. Turn right toward Via Caterina Percoto** 160 m
- 8. Continue straight onto Via Caterina Percoto** 850 m
- 9. Continue onto Via Bodegan** 450 m
- 10. Turn left toward Via della Latteria** 34 m
- 11. Take the 1st right onto Via della Latteria** 600 m

12. Follow Directions on Map # 2



Map # 2

1. Road to Fishing Pond goes under Via Pieve
2. Fishing Pond Parking Lot
3. Fishing Pond
4. Entrance to Fishing Pond Area
5. Bar & BBQ Area - Phone to Reserve BBQ Area



***NOTE.....Information Is Subject To Changes.